

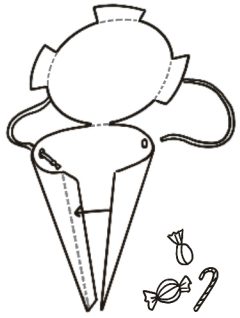


Penguin cone ornament
© Ellie Peterson 2021



1. Cut on the solid line
2. Punch out holes ●
3. Curl the cone
4. Glue the long tab down
5. Thread string through holes and tie ends
6. Fill with treats
7. Fold down and glue top tabs
8. Hang or gift!



Penguin cone ornament
© Ellie Peterson 2021